	Model: KF-A F10
	Device: Disposable Filtering Face Piece
	Filtering Devices Dependent on ambient atmosphere
	Class: FFP2
Technical Data Sheet	

The Best Economic Solution in Mask Protection

PRACTICLE PERFORANCE RESULTS

Filter penetration

Model	NaCl Particle Penetration*	Limit
KF-A F10	Initial penetration @95 L/min	< 6%

* As per Requirement of Clause 5.4.2

Inhalation Resistance

Model	Inhalation Resistance*	Limit
KF-A F10	Inhalation Resistance @95L/min	<240 pa

* As per Requirement of Clause 5.11

Exhalation Resistance

Model	Exhalation Resistance*	Limit
KF-A F10	Exhalation Resistance @160 L/min	<300Pa

* As per requirement of Clause 5.11

Applications

Model	IS 9473:2002 Classification	Maximum Usage Level (MUL)*
KF-A F10	FFP2	12

*Many countries apply Assigned Protection Factors (APFs) which reduce the maximum concentrations of particles in which these products can be used.

Materials


Band	Featured latex Free Knitted Ear Bands with band in white Colors
Nose clip	Dual core galvanized Steel Wire coated with Plastic material
Layers	Polypropylene

Approval

Our disposable particulate Filtering Face Piece has been Tested and approved by the BIS (Bureau of Indian Standards). The filtering Face piece produced true the relevant IS standards from IS 9473:2002 FFP2 and ISI marked.

Designations:

NR = Non-Reusable

	Model: KF-A F10
	Device: Disposable Filtering Face Piece
	Filtering Devices Dependent on ambient atmosphere
	Class: FFP2
Technical Data Sheet	

Product description



Specially positioned nose clip does not pose any rupturing or dislocation risk or related injury risk. It maintains its features even after repeated usage.

Its special thermal bonding layer gives it a reinforced body that is resistant to deformation, perspiration-related problems and collapse.

The balance between the flexibility and pressure of the featured Ear bands makes for increased comfort. They also will not lose flexibility or pressure in hot or cold working conditions.

It is suitable for use with the other Personal Protective Equipment such as helmets, safety glasses and ear protection.

	Model: KF-A F10
	Device: Disposable Filtering Face Piece
	Filtering Devices Dependent on ambient atmosphere
	Class: FFP2
Technical Data Sheet	

Fitting Instructions



- Before fitting the mask, ensure hands are clean.
- Wash your hands first; the nose clip should be uppermost when putting on the mask.
- Hold the mask on your face. Hang the ear loops on both ears. If you need to adjust the tightness, select to tie the plastic hook.
- Pull the bottom of the mask over mouth and chin. Mold or pinch the nose clip to the shape of nose.
- Fit check and eliminate leakage. Dispose of used masks adequately.

IMPORTANT: As with the use of any mask device, the wearer must first be trained in the proper use of the product. Change mask immediately if breathing becomes difficult or mask becomes damaged or distorted, or a proper face fit cannot be maintained. Careful observance of these instructions is an important step in safe mask use.

CONTROLS BEFORE USAGE

- Before use, read the instructions carefully
- Check the date of the end of shelf life
- Check the suitability of the mask to the area where used, looking at the signs on the mask.
- Check the head bandages of the mask.
- Check the nose clips of the mask.
- Check the mask if there is a damage or not before use.

Fit Check


Cover the front of the mask with both hands being careful not to disturb its fit.

If air leaks around the nose, re-adjust the nose clip to eliminate leakage. Repeat the above fit check.

If air leaks at the edges, work the bands back along the side of the head to eliminate leakage. Repeat the above fit check.

If you CANNOT achieve a proper fit DO NOT enter the hazardous area. See your supervisor.

Users should be fit tested in accordance with national requirements.

	Model: KF-A F10
	Device: Disposable Filtering Face Piece
	Filtering Devices Dependent on ambient atmosphere
	Class: FFP2

Technical Data Sheet

Warning and Use Limitations

1. Failure to follow all instructions and limitations on the use of this product could reduce the effectiveness of mask and result in sickness or death.
2. A properly selected mask is essential to protect your health. Before using this mask, consult an Industrial Hygienist or Occupational Safety Professional to determine the suitability for your intended use.
3. This product does not supply oxygen. Use only in adequately ventilated areas containing sufficient oxygen to support life. Do not use this mask when oxygen concentration is less than 19%.
4. Do not use when concentrations of contaminants are immediately dangerous to health or life.
5. Do not use explosive atmospheres.
6. Leave work area immediately and return to fresh air if (a) breathing becomes difficult, or (b) dizziness or other distress occurs.
7. Facial hairs or beards and certain facial characteristics may reduce the effectiveness of this mask.
8. Never alter or modify this mask in anyway.
9. NR - Only for single use. No maintenance necessary. Discard the used mask after single use.
10. Keep masks in the display box away from direct sunlight until use.

MARKING:

KiNGFA
 FFP2 KF-A F10
 IS 9473

 CM/L-7500207311




STORAGE



- Must be kept in their original package.
- In the storage area, temperature must be between $-50\text{ }^{\circ}\text{C}$ / $+50\text{ }^{\circ}\text{C}$
- Moist must not be more than % 80.
- If kept under these conditions, shelf life is 3 years.

PACKAGING DETAILS

Model	Pcs in Pouch	Pcs in Inner Box	Pcs in Outer Box	Box Sizes	Carton Weight (kg)
KF-A F10	1	50 ± 1	2500 ± 2	Inner box (mm) 200 * 135 * 120	17.5 ± 0.5
KF-A F10	10	50 ± 1	2500 ± 2	Big Carton box (cm) 70 * 41.5 * 52	18 ± 0.5

SYMBOLS AND PIGTOGRAMS

 End of Shelf Life	 Storage Temperature Range	 Storage Maximum Relative Humidity
---	---	---

 Read User Information	 Caution
---	---